

Scaled data based on original data using  
LM-79-08 Approved Method: Electrical and Photometric Measurements of Solid-  
State Lighting Products

Test Report Prepared for  
Cooper Lighting Solutions  
(formerly Eaton)

Brand: McGRAW-EDISON

Report Number: P386363

Luminaire Tested: **GWC-SA2A-730-U-SLL**

Issue Date: 3/3/2020

**Test Information**

Test Method: LM-79-08  
Report Number: P386363  
TEST IS SCALED FROM IESNA LM-79-08 TEST DATA (G2-1903-205-26)  
Test Lab: INNOVATION CENTER  
Issue Date: 3/3/2020  
Manufacturer: COOPER LIGHTING SOLUTIONS (FORMERLY EATON)  
Product Line: MCGRAW-EDISON  
Catalog Number: GWC-SA2A-730-U-SLL  
Description: GALLEON WALL LUMINAIRE  
(2) 70 CRI, 3000K, 615mA LIGHTSQUARES WITH 16 LEDS EACH AND SPILL LIGHT  
ELIMINATOR LEFT OPTICS  
Light Source: -  
Ballast/Driver: ELECTRONIC DRIVER

**Summary**

Lumens per Lamp: N/A  
Luminaire Lumens: 7784 lumens  
Efficiency: N/A  
Efficacy: 117.9 lumens/watt  
Luminous Opening: Rectangular (W 1' x L: 0.5' x H: 0')  
IES Classification: Type III - Medium  
BUG Rating: B1 - U0 - G3

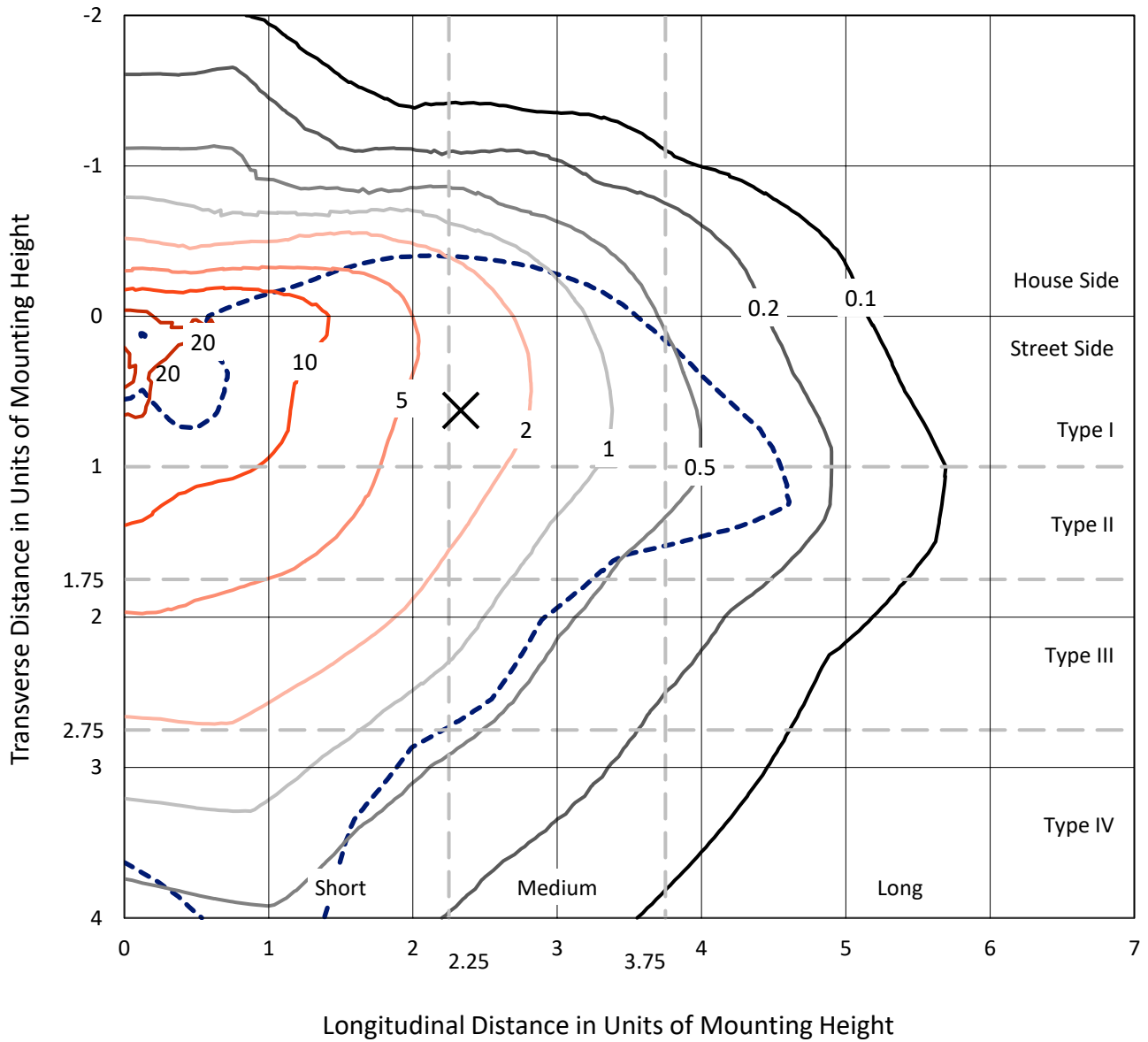
Input Watts (W): 66  
Input Voltage (V): NR  
Input Current (Ain): NR  
Voltage Rise (V): NR  
Power Factor: NR  
Total Harmonic Distortion (THDi): NR  
Frequency (hertz): 60  
Stabilization Time: NR  
Operation Time: NR  
Ambient Temperature (°C): NR  
Test Distance: 24 FT



REPORT NUMBER: P386363  
 CATALOG NUMBER: GWC-SA2A-730-U-SLL

### Iso-Footcandle Lines of Horizontal Illumination

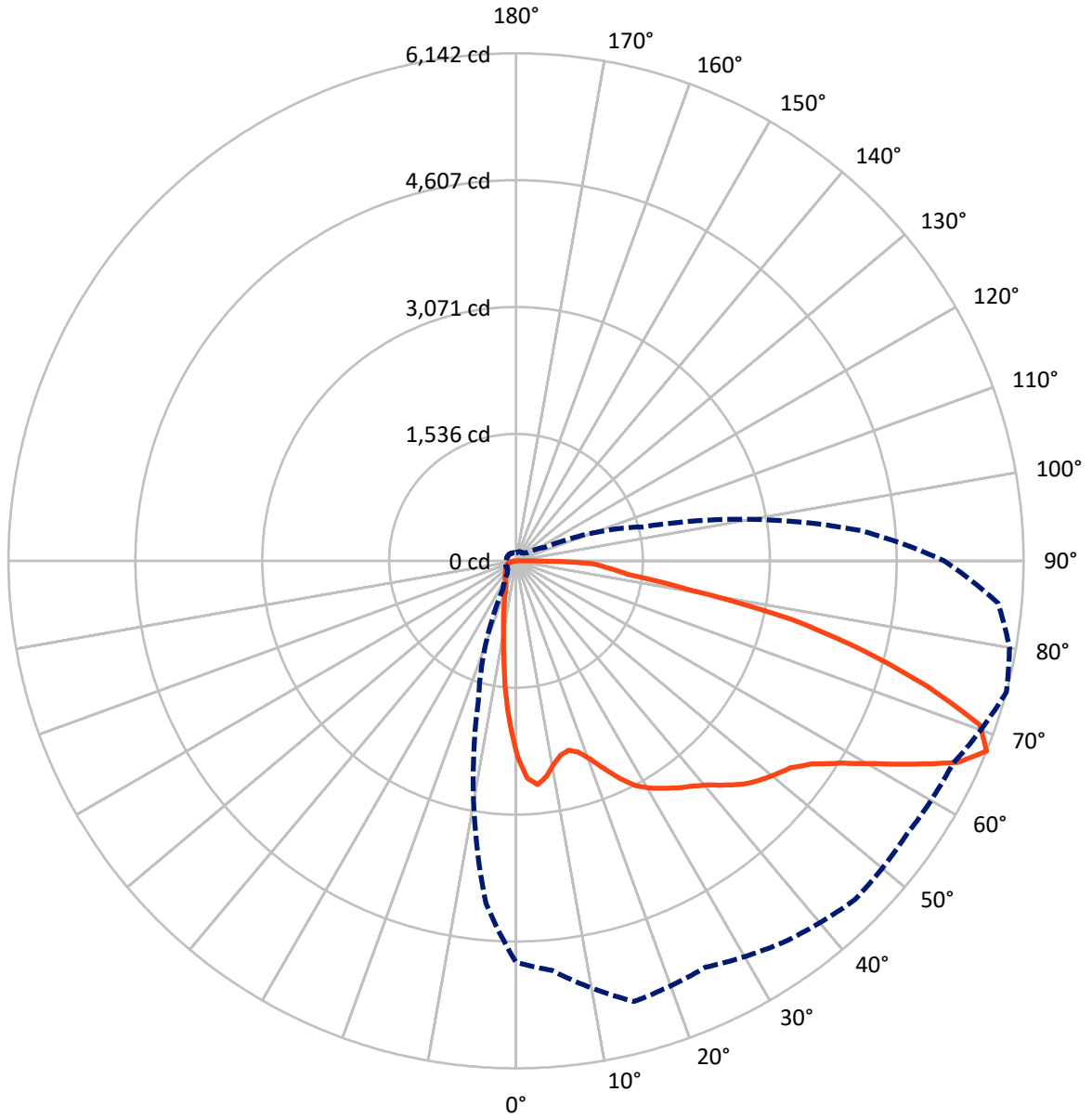
✕ Max cd  
 - - - 1/2 Max cd



Based on 10 foot mounting height. Maximum calculated value = 29.8 fc  
 Type III - Medium - N/A

REPORT NUMBER: P386363  
CATALOG NUMBER: GWC-SA2A-730-U-SLL

### Luminous Intensity Polar Plot



— Vertical Plane Through 75-Deg Lateral    - - - Horizontal Cone Through 67.5-Deg Vertical



REPORT NUMBER: P386363

CATALOG NUMBER: GWC-SA2A-730-U-SLL

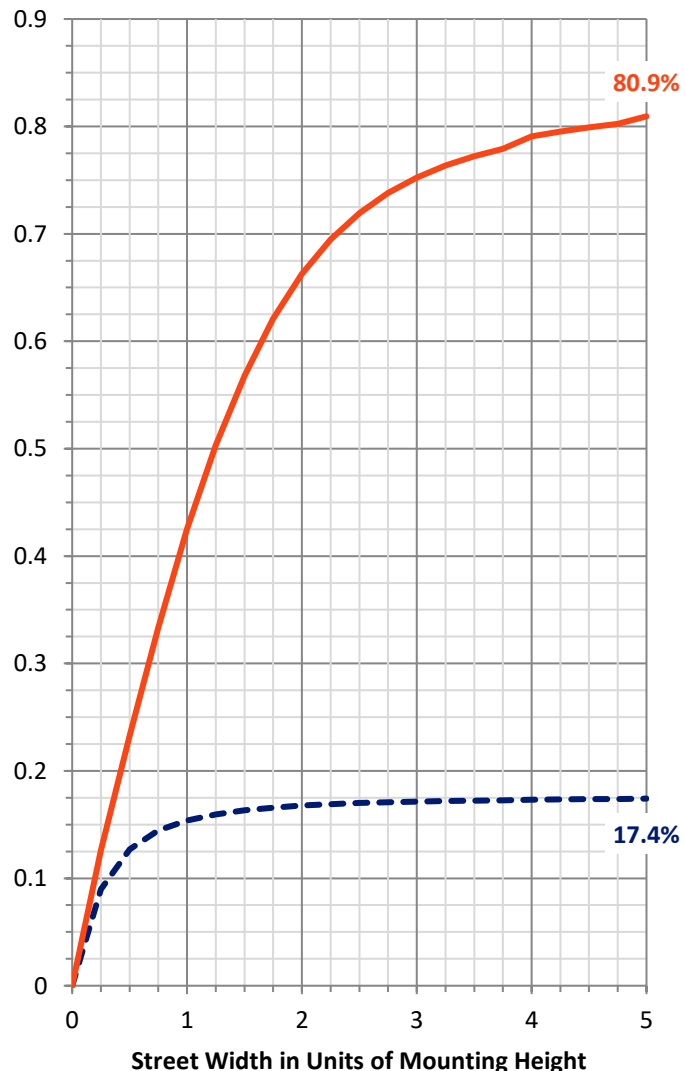
**FLUX DISTRIBUTION:**

		Downward	Upward	Total
<b>House Side</b>	Lumens	1371.0	0.0	1371.0
	% Fixture	17.6	0.0	17.6
<b>Street Side</b>	Lumens	6413.1	0.0	6413.1
	% Fixture	82.4	0.0	82.4
<b>Total</b>	Lumens	7784.0	0.0	7784.0
	% Fixture	100.0	0.0	100.0

**ZONAL LUMENS:**

Zone	Lumens	% Fixture
0°-10°	183.0	2.4
10°-20°	380.2	4.9
20°-30°	540.7	6.9
30°-40°	779.2	10.0
40°-50°	1098.1	14.1
50°-60°	1526.6	19.6
60°-70°	1846.1	23.7
70°-80°	1134.8	14.6
80°-90°	295.3	3.8
90°-100°	0.0	0.0
100°-110°	0.0	0.0
110°-120°	0.0	0.0
120°-130°	0.0	0.0
130°-140°	0.0	0.0
140°-150°	0.0	0.0
150°-160°	0.0	0.0
160°-170°	0.0	0.0
170°-180°	0.0	0.0
0°-90°	7784.0	100.0
0°-180°	7784.0	100.0

**Coefficient of Utilization**



REPORT NUMBER: P386363

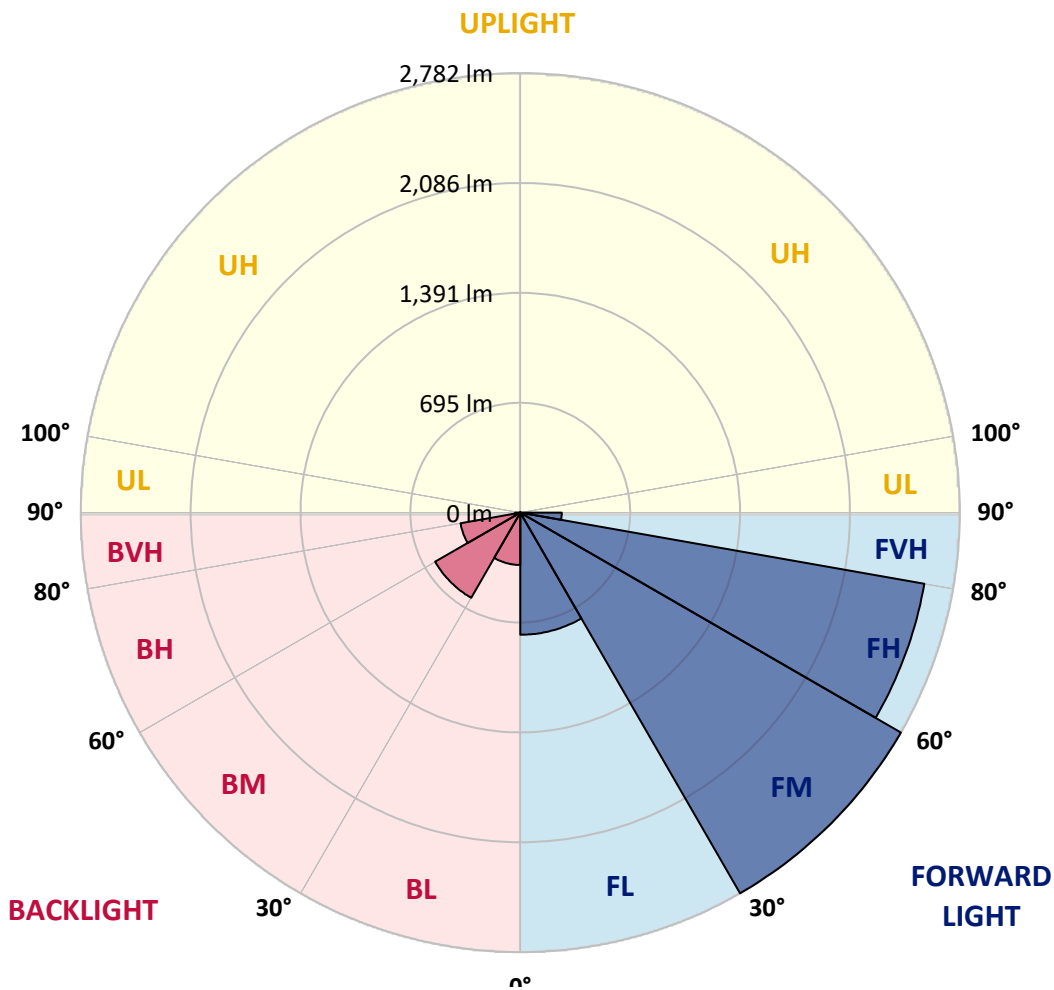
CATALOG NUMBER: GWC-SA2A-730-U-SLL

**LUMINAIRE CLASSIFICATION SYSTEM LUMEN TABLE AND BUG RATING:**

Zone	Lumens	% Fixture	Zone Rating/Lumen Limit		
			B	U	G
FL (0°-30°)	772.9	9.9			
FM (30°-60°)	2781.6	35.7			
FH (60°-80°)	2596.5	33.4			G2/5000
FVH (80°-90°)	262.1	3.4			G3/500
BL (0°-30°)	331.1	4.3	B1/500		
BM (30°-60°)	622.3	8.0	B1/1000		
BH (60°-80°)	384.4	4.9	B1/500		G1/500
BVH (80°-90°)	33.2	0.4			G1/100
UL (90°-100°)	0.0	0.0		U0/0	
UH (100°-180°)	0.0	0.0		U0/0	

**BUG Rating: B1-U0-G3**

Type III Medium





REPORT NUMBER: P386363

CATALOG NUMBER: GWC-SA2A-730-U-SLL

**CANDELA DISTRIBUTION (FULL):**

	0°	5°	10°	15°	20°	25°	30°	35°	40°	45°	50°
0°	2371.4	2371.4	2371.4	2371.4	2371.4	2371.4	2371.4	2371.4	2371.4	2371.4	2371.4
2.5°	2527.7	2561.0	2584.0	2606.7	2624.4	2641.9	2667.4	2692.9	2697.9	2702.6	2692.6
5°	2512.7	2593.9	2663.0	2731.8	2795.6	2859.4	2897.7	2936.0	2943.8	2951.5	2927.6
7.5°	2351.8	2471.6	2591.5	2711.3	2821.1	2931.0	2997.9	3064.5	3079.7	3094.7	3055.5
10°	2168.8	2308.3	2455.5	2602.7	2747.4	2892.1	2988.9	3085.7	3105.0	3124.3	3075.4
12.5°	2029.7	2181.9	2339.1	2496.2	2649.0	2801.5	2901.7	3001.9	3025.9	3049.9	3014.4
15°	1976.2	2143.0	2290.8	2438.7	2571.9	2704.7	2786.9	2868.7	2878.7	2888.4	2882.8
17.5°	2029.7	2213.6	2347.5	2481.0	2553.5	2625.7	2658.7	2691.4	2702.2	2712.8	2727.1
20°	2186.3	2384.8	2479.1	2573.1	2570.0	2566.6	2550.7	2534.5	2531.7	2528.9	2569.4
22.5°	2409.7	2640.3	2678.0	2715.3	2627.9	2540.4	2487.2	2433.7	2423.1	2412.2	2455.1
25°	2672.1	2917.6	2910.8	2903.6	2737.1	2570.3	2468.8	2367.4	2355.6	2343.7	2380.5
27.5°	2957.4	3192.1	3147.3	3102.5	2876.2	2650.0	2502.8	2355.6	2343.7	2331.9	2364.3
30°	3180.6	3393.5	3321.6	3249.7	2993.5	2737.4	2562.5	2387.6	2368.3	2348.7	2388.5
32.5°	3369.5	3550.6	3454.1	3357.7	3088.8	2819.9	2630.7	2441.5	2411.3	2381.1	2434.3
35°	3566.2	3707.5	3571.8	3435.8	3173.7	2911.4	2711.3	2510.9	2473.8	2436.8	2509.9
37.5°	3787.4	3904.8	3710.0	3514.8	3269.3	3023.7	2832.0	2640.0	2602.0	2564.1	2657.4
40°	4021.2	4118.9	3859.0	3599.2	3373.8	3148.5	2999.1	2849.5	2813.4	2776.9	2890.2
42.5°	4225.6	4296.9	3997.8	3698.7	3499.9	3300.7	3195.5	3090.0	3089.7	3089.1	3203.9
45°	4379.7	4441.6	4113.6	3785.3	3622.8	3460.1	3405.3	3350.5	3394.4	3438.3	3542.2
47.5°	4507.6	4549.6	4210.7	3871.5	3763.5	3655.5	3663.6	3671.7	3761.0	3850.3	3917.2
50°	4653.9	4619.9	4298.8	3977.3	3944.0	3910.7	3983.5	4056.0	4158.7	4261.1	4306.5
52.5°	4812.3	4722.3	4418.3	4113.9	4151.3	4188.6	4336.7	4484.9	4588.5	4692.1	4709.3
55°	5097.0	4959.2	4638.0	4316.5	4388.4	4460.0	4677.5	4894.7	4975.7	5056.6	5062.8
57.5°	5417.9	5295.6	4945.8	4596.0	4673.2	4750.3	5001.5	5252.3	5339.8	5426.9	5414.8
60°	5541.4	5547.3	5238.0	4928.3	5006.1	5084.0	5328.6	5573.2	5673.7	5773.9	5747.1
62.5°	5416.9	5562.9	5397.7	5232.1	5302.7	5373.1	5612.7	5852.3	5955.3	6058.4	6011.7
65°	5170.8	5315.5	5389.6	5463.6	5487.0	5510.3	5734.1	5957.5	6036.6	6115.3	6091.7
67.5°	4857.7	4974.7	5248.0	5520.9	5473.9	5426.9	5531.8	5636.7	5717.9	5799.1	5785.7
70°	4495.1	4634.6	4999.0	5363.4	5132.5	4901.3	4858.0	4814.8	4902.5	4990.0	4935.8
72.5°	3845.0	4055.4	4444.1	4832.5	4407.1	3981.6	3833.8	3686.0	3797.1	3908.2	3822.0
75°	2904.2	3183.4	3612.9	4042.0	3534.4	3026.8	2829.5	2632.2	2727.8	2823.3	2764.2
77.5°	2019.8	2369.9	2792.8	3215.7	2699.8	2183.5	2036.9	1890.0	1918.6	1946.9	1937.0
80°	1377.1	1607.4	1902.4	2197.2	1853.6	1510.0	1521.5	1532.7	1519.3	1505.6	1525.6
82.5°	863.6	1025.8	1253.6	1481.1	1298.7	1116.3	1220.9	1325.5	1274.1	1222.4	1241.7
85°	486.4	585.4	808.2	1030.7	960.7	890.4	951.7	1012.7	933.0	853.3	888.5
87.5°	92.7	154.4	447.2	739.7	671.6	603.4	524.4	445.3	339.8	234.3	342.3
90°	0.0	0.0	0.0	0.0	0.0	0.0	0.0	0.0	0.0	0.0	0.0
92.5°	0.0	0.0	0.0	0.0	0.0	0.0	0.0	0.0	0.0	0.0	0.0
95°	0.0	0.0	0.0	0.0	0.0	0.0	0.0	0.0	0.0	0.0	0.0
97.5°	0.0	0.0	0.0	0.0	0.0	0.0	0.0	0.0	0.0	0.0	0.0
100°	0.0	0.0	0.0	0.0	0.0	0.0	0.0	0.0	0.0	0.0	0.0
102.5°	0.0	0.0	0.0	0.0	0.0	0.0	0.0	0.0	0.0	0.0	0.0
105°	0.0	0.0	0.0	0.0	0.0	0.0	0.0	0.0	0.0	0.0	0.0
107.5°	0.0	0.0	0.0	0.0	0.0	0.0	0.0	0.0	0.0	0.0	0.0



REPORT NUMBER: P386363  
 CATALOG NUMBER: GWC-SA2A-730-U-SLL

**CANDELA DISTRIBUTION (continued):**

	0°	5°	10°	15°	20°	25°	30°	35°	40°	45°	50°
112.5°	0.0	0.0	0.0	0.0	0.0	0.0	0.0	0.0	0.0	0.0	0.0
115°	0.0	0.0	0.0	0.0	0.0	0.0	0.0	0.0	0.0	0.0	0.0
117.5°	0.0	0.0	0.0	0.0	0.0	0.0	0.0	0.0	0.0	0.0	0.0
120°	0.0	0.0	0.0	0.0	0.0	0.0	0.0	0.0	0.0	0.0	0.0
122.5°	0.0	0.0	0.0	0.0	0.0	0.0	0.0	0.0	0.0	0.0	0.0
125°	0.0	0.0	0.0	0.0	0.0	0.0	0.0	0.0	0.0	0.0	0.0
127.5°	0.0	0.0	0.0	0.0	0.0	0.0	0.0	0.0	0.0	0.0	0.0
130°	0.0	0.0	0.0	0.0	0.0	0.0	0.0	0.0	0.0	0.0	0.0
132.5°	0.0	0.0	0.0	0.0	0.0	0.0	0.0	0.0	0.0	0.0	0.0
135°	0.0	0.0	0.0	0.0	0.0	0.0	0.0	0.0	0.0	0.0	0.0
137.5°	0.0	0.0	0.0	0.0	0.0	0.0	0.0	0.0	0.0	0.0	0.0
140°	0.0	0.0	0.0	0.0	0.0	0.0	0.0	0.0	0.0	0.0	0.0
142.5°	0.0	0.0	0.0	0.0	0.0	0.0	0.0	0.0	0.0	0.0	0.0
145°	0.0	0.0	0.0	0.0	0.0	0.0	0.0	0.0	0.0	0.0	0.0
147.5°	0.0	0.0	0.0	0.0	0.0	0.0	0.0	0.0	0.0	0.0	0.0
150°	0.0	0.0	0.0	0.0	0.0	0.0	0.0	0.0	0.0	0.0	0.0
152.5°	0.0	0.0	0.0	0.0	0.0	0.0	0.0	0.0	0.0	0.0	0.0
155°	0.0	0.0	0.0	0.0	0.0	0.0	0.0	0.0	0.0	0.0	0.0
157.5°	0.0	0.0	0.0	0.0	0.0	0.0	0.0	0.0	0.0	0.0	0.0
160°	0.0	0.0	0.0	0.0	0.0	0.0	0.0	0.0	0.0	0.0	0.0
162.5°	0.0	0.0	0.0	0.0	0.0	0.0	0.0	0.0	0.0	0.0	0.0
165°	0.0	0.0	0.0	0.0	0.0	0.0	0.0	0.0	0.0	0.0	0.0
167.5°	0.0	0.0	0.0	0.0	0.0	0.0	0.0	0.0	0.0	0.0	0.0
170°	0.0	0.0	0.0	0.0	0.0	0.0	0.0	0.0	0.0	0.0	0.0
172.5°	0.0	0.0	0.0	0.0	0.0	0.0	0.0	0.0	0.0	0.0	0.0
175°	0.0	0.0	0.0	0.0	0.0	0.0	0.0	0.0	0.0	0.0	0.0
177.5°	0.0	0.0	0.0	0.0	0.0	0.0	0.0	0.0	0.0	0.0	0.0
180°	0.0	0.0	0.0	0.0	0.0	0.0	0.0	0.0	0.0	0.0	0.0





REPORT NUMBER: P386363

CATALOG NUMBER: GWC-SA2A-730-U-SLL

**CANDELA DISTRIBUTION (continued):**

	55°	60°	65°	70°	75°	80°	85°	90°	95°	100°	105°
0°	2371.4	2371.4	2371.4	2371.4	2371.4	2371.4	2371.4	2371.4	2371.4	2371.4	2371.4
2.5°	2682.6	2677.4	2672.1	2653.1	2633.8	2605.2	2581.5	2540.4	2518.0	2484.1	2450.2
5°	2903.3	2869.7	2836.1	2778.2	2720.0	2655.3	2580.9	2498.4	2436.2	2355.2	2274.3
7.5°	3016.3	2937.8	2859.1	2748.0	2636.6	2536.4	2418.7	2309.2	2215.8	2110.6	2005.4
10°	3026.5	2908.9	2790.9	2646.5	2501.8	2380.1	2244.8	2123.1	2011.0	1890.3	1769.2
12.5°	2978.6	2853.5	2728.1	2569.1	2409.7	2271.5	2125.9	1989.6	1865.4	1732.5	1599.3
15°	2877.2	2777.3	2677.0	2528.0	2378.9	2239.5	2098.2	1936.7	1796.3	1660.3	1524.0
17.5°	2741.2	2693.8	2646.2	2538.6	2430.6	2309.8	2172.9	1983.4	1819.0	1671.2	1523.4
20°	2609.5	2626.9	2644.1	2601.1	2558.2	2461.4	2341.9	2129.0	1919.2	1726.0	1532.4
22.5°	2497.8	2581.5	2664.9	2698.2	2731.2	2673.0	2579.6	2333.5	2055.9	1803.5	1551.1
25°	2416.9	2555.7	2694.5	2805.3	2915.7	2889.9	2818.0	2581.8	2237.0	1915.2	1593.1
27.5°	2396.6	2566.9	2737.1	2908.9	3080.4	3104.3	3084.4	2843.5	2453.0	2054.0	1654.7
30°	2428.4	2600.8	2772.9	2982.0	3190.9	3286.4	3313.2	3061.7	2699.8	2215.8	1731.6
32.5°	2487.5	2656.5	2825.5	3053.3	3280.8	3425.2	3510.5	3261.2	2871.9	2337.8	1803.5
35°	2583.1	2741.2	2899.2	3136.4	3373.5	3560.3	3715.9	3467.2	3024.7	2423.1	1821.2
37.5°	2750.5	2886.5	3022.5	3241.6	3460.4	3702.5	3936.2	3694.1	3189.9	2505.3	1820.3
40°	3003.5	3099.7	3195.5	3380.7	3565.6	3870.2	4185.8	3947.1	3372.6	2594.3	1815.9
42.5°	3318.8	3368.2	3417.4	3564.0	3710.6	4045.4	4412.4	4194.5	3546.9	2677.0	1807.2
45°	3645.8	3658.9	3672.0	3764.4	3856.5	4184.2	4566.7	4380.3	3699.1	2748.9	1798.5
47.5°	3983.8	3939.0	3894.2	3930.9	3967.6	4290.7	4676.9	4521.3	3851.9	2828.6	1805.0
50°	4352.0	4227.2	4102.4	4083.1	4063.8	4397.1	4806.7	4700.5	4035.5	2944.7	1853.9
52.5°	4726.1	4520.3	4314.6	4238.4	4161.8	4524.1	4978.8	4923.7	4297.5	3124.6	1951.3
55°	5069.0	4807.3	4545.6	4442.9	4340.2	4718.3	5188.8	5251.4	4633.3	3354.5	2075.5
57.5°	5402.3	5105.7	4809.2	4713.9	4618.7	5003.7	5454.9	5545.5	4972.5	3575.2	2177.5
60°	5720.4	5426.9	5133.1	5056.9	4980.3	5358.4	5742.5	5676.5	5147.4	3678.5	2209.3
62.5°	5965.0	5731.6	5498.2	5458.0	5417.6	5717.3	5963.4	5625.5	5036.3	3576.8	2117.2
65°	6068.0	5935.1	5801.9	5839.6	5876.9	5988.6	6018.5	5476.1	4687.2	3291.7	1896.2
67.5°	5772.0	5799.1	5826.2	5984.3	6142.1	6065.2	5854.8	5181.7	4190.2	2887.7	1585.3
70°	4881.4	5043.8	5205.9	5580.0	5953.8	5783.2	5416.3	4653.2	3592.0	2422.5	1252.6
72.5°	3735.5	3918.2	4100.5	4655.7	5210.6	5053.5	4604.1	3822.0	2880.0	1934.5	988.7
75°	2704.7	2911.1	3117.1	3729.6	4342.0	4123.9	3443.9	2736.5	2187.5	1476.7	765.6
77.5°	1926.7	2064.9	2203.1	2808.1	3412.7	3057.3	2292.4	1841.4	1514.0	1026.4	538.4
80°	1545.5	1503.2	1460.8	1797.9	2134.9	2075.8	1516.2	1182.6	1047.8	687.8	327.7
82.5°	1260.7	1157.4	1054.1	1212.8	1371.5	1362.8	1052.2	867.7	779.9	478.0	176.1
85°	923.4	882.0	840.6	980.9	1121.3	1001.5	712.7	551.5	608.1	352.0	95.9
87.5°	450.3	514.4	578.2	743.8	909.0	682.5	216.3	107.1	148.1	97.4	46.4
90°	0.0	0.0	0.0	0.0	0.0	0.0	0.0	0.0	0.0	0.0	0.0
92.5°	0.0	0.0	0.0	0.0	0.0	0.0	0.0	0.0	0.0	0.0	0.0
95°	0.0	0.0	0.0	0.0	0.0	0.0	0.0	0.0	0.0	0.0	0.0
97.5°	0.0	0.0	0.0	0.0	0.0	0.0	0.0	0.0	0.0	0.0	0.0
100°	0.0	0.0	0.0	0.0	0.0	0.0	0.0	0.0	0.0	0.0	0.0
102.5°	0.0	0.0	0.0	0.0	0.0	0.0	0.0	0.0	0.0	0.0	0.0
105°	0.0	0.0	0.0	0.0	0.0	0.0	0.0	0.0	0.0	0.0	0.0
107.5°	0.0	0.0	0.0	0.0	0.0	0.0	0.0	0.0	0.0	0.0	0.0



REPORT NUMBER: P386363  
 CATALOG NUMBER: GWC-SA2A-730-U-SLL

**CANDELA DISTRIBUTION (continued):**

	55°	60°	65°	70°	75°	80°	85°	90°	95°	100°	105°
112.5°	0.0	0.0	0.0	0.0	0.0	0.0	0.0	0.0	0.0	0.0	0.0
115°	0.0	0.0	0.0	0.0	0.0	0.0	0.0	0.0	0.0	0.0	0.0
117.5°	0.0	0.0	0.0	0.0	0.0	0.0	0.0	0.0	0.0	0.0	0.0
120°	0.0	0.0	0.0	0.0	0.0	0.0	0.0	0.0	0.0	0.0	0.0
122.5°	0.0	0.0	0.0	0.0	0.0	0.0	0.0	0.0	0.0	0.0	0.0
125°	0.0	0.0	0.0	0.0	0.0	0.0	0.0	0.0	0.0	0.0	0.0
127.5°	0.0	0.0	0.0	0.0	0.0	0.0	0.0	0.0	0.0	0.0	0.0
130°	0.0	0.0	0.0	0.0	0.0	0.0	0.0	0.0	0.0	0.0	0.0
132.5°	0.0	0.0	0.0	0.0	0.0	0.0	0.0	0.0	0.0	0.0	0.0
135°	0.0	0.0	0.0	0.0	0.0	0.0	0.0	0.0	0.0	0.0	0.0
137.5°	0.0	0.0	0.0	0.0	0.0	0.0	0.0	0.0	0.0	0.0	0.0
140°	0.0	0.0	0.0	0.0	0.0	0.0	0.0	0.0	0.0	0.0	0.0
142.5°	0.0	0.0	0.0	0.0	0.0	0.0	0.0	0.0	0.0	0.0	0.0
145°	0.0	0.0	0.0	0.0	0.0	0.0	0.0	0.0	0.0	0.0	0.0
147.5°	0.0	0.0	0.0	0.0	0.0	0.0	0.0	0.0	0.0	0.0	0.0
150°	0.0	0.0	0.0	0.0	0.0	0.0	0.0	0.0	0.0	0.0	0.0
152.5°	0.0	0.0	0.0	0.0	0.0	0.0	0.0	0.0	0.0	0.0	0.0
155°	0.0	0.0	0.0	0.0	0.0	0.0	0.0	0.0	0.0	0.0	0.0
157.5°	0.0	0.0	0.0	0.0	0.0	0.0	0.0	0.0	0.0	0.0	0.0
160°	0.0	0.0	0.0	0.0	0.0	0.0	0.0	0.0	0.0	0.0	0.0
162.5°	0.0	0.0	0.0	0.0	0.0	0.0	0.0	0.0	0.0	0.0	0.0
165°	0.0	0.0	0.0	0.0	0.0	0.0	0.0	0.0	0.0	0.0	0.0
167.5°	0.0	0.0	0.0	0.0	0.0	0.0	0.0	0.0	0.0	0.0	0.0
170°	0.0	0.0	0.0	0.0	0.0	0.0	0.0	0.0	0.0	0.0	0.0
172.5°	0.0	0.0	0.0	0.0	0.0	0.0	0.0	0.0	0.0	0.0	0.0
175°	0.0	0.0	0.0	0.0	0.0	0.0	0.0	0.0	0.0	0.0	0.0
177.5°	0.0	0.0	0.0	0.0	0.0	0.0	0.0	0.0	0.0	0.0	0.0
180°	0.0	0.0	0.0	0.0	0.0	0.0	0.0	0.0	0.0	0.0	0.0



REPORT NUMBER: P386363

CATALOG NUMBER: GWC-SA2A-730-U-SLL

**CANDELA DISTRIBUTION (continued):**

	110°	115°	120°	125°	130°	135°	140°	145°	150°	155°	160°
0°	2371.4	2371.4	2371.4	2371.4	2371.4	2371.4	2371.4	2371.4	2371.4	2371.4	2371.4
2.5°	2425.0	2399.4	2370.5	2341.6	2308.6	2275.3	2255.7	2235.7	2214.3	2192.8	2168.5
5°	2220.8	2167.3	2106.6	2045.9	1985.8	1925.8	1893.4	1861.0	1826.8	1792.3	1762.4
7.5°	1927.6	1849.5	1765.5	1681.2	1606.5	1531.5	1485.1	1438.4	1396.1	1353.5	1317.7
10°	1669.7	1570.1	1485.7	1401.1	1344.7	1288.4	1245.8	1203.1	1162.1	1120.7	1081.1
12.5°	1499.7	1400.1	1346.6	1293.1	1246.4	1199.7	1150.5	1101.1	1044.7	988.1	946.7
15°	1433.4	1342.9	1283.4	1223.7	1161.1	1098.3	1037.9	977.5	910.9	844.3	797.3
17.5°	1404.8	1286.2	1203.1	1119.7	1037.3	954.8	884.8	814.8	741.9	669.1	621.5
20°	1374.6	1216.8	1105.4	993.7	887.9	782.1	702.7	623.4	558.3	493.3	456.9
22.5°	1347.2	1143.1	1003.3	863.3	738.2	613.1	535.3	457.2	417.3	377.5	362.9
25°	1336.0	1078.7	906.9	735.1	603.1	470.9	415.5	360.1	344.8	329.3	321.8
27.5°	1337.9	1021.1	825.6	629.9	511.0	392.1	354.2	316.2	306.9	297.2	292.5
30°	1345.1	958.5	749.1	539.6	441.6	343.6	319.0	294.1	284.1	274.2	268.3
32.5°	1353.1	902.5	690.0	477.1	397.1	316.8	296.6	276.0	266.4	256.7	250.8
35°	1339.1	856.8	649.5	442.2	368.5	294.4	277.3	259.9	249.3	238.7	233.1
37.5°	1315.5	810.7	618.1	425.1	349.8	274.2	261.7	249.0	238.1	226.9	221.6
40°	1294.0	771.8	594.7	417.3	339.5	261.4	250.8	240.3	229.1	217.5	211.3
42.5°	1276.6	745.7	571.7	397.7	330.2	262.4	247.4	232.2	221.3	210.4	203.5
45°	1263.5	728.5	553.6	378.7	321.5	264.2	245.2	226.3	215.4	204.2	196.1
47.5°	1262.3	719.5	540.9	362.3	305.0	247.4	239.6	231.9	216.0	199.8	190.5
50°	1279.4	704.9	525.9	346.7	289.1	231.5	242.1	252.4	225.3	197.9	186.1
52.5°	1315.2	679.1	502.3	325.5	269.8	213.8	230.3	246.5	223.1	199.5	184.2
55°	1358.4	641.1	466.5	291.6	244.3	196.7	211.3	225.6	211.0	196.1	177.7
57.5°	1385.5	593.2	421.4	249.6	215.7	181.7	190.2	198.2	192.3	186.4	167.7
60°	1369.3	529.4	370.7	211.6	190.5	169.3	167.7	165.9	174.6	183.3	161.8
62.5°	1290.3	463.4	325.8	188.3	172.4	156.2	152.8	149.1	163.4	177.4	154.7
65°	1156.8	417.3	297.5	177.7	160.0	142.2	138.5	134.8	139.1	143.5	132.9
67.5°	987.2	389.0	281.3	173.7	152.2	130.4	126.0	121.7	120.8	119.8	116.1
70°	812.3	371.6	270.8	169.9	143.8	117.3	113.3	109.2	108.0	106.4	103.6
72.5°	679.1	369.4	269.5	169.6	136.9	104.3	100.5	96.8	95.2	93.4	91.2
75°	556.1	346.7	255.8	164.9	127.6	89.9	86.5	83.1	81.8	80.3	78.4
77.5°	412.7	286.9	215.0	143.2	109.2	75.3	71.9	68.2	67.8	67.2	65.7
80°	267.6	207.6	153.7	99.9	79.7	59.1	56.3	53.2	53.5	53.8	52.6
82.5°	148.8	121.1	94.0	66.9	54.5	42.0	40.8	39.2	40.1	40.8	39.2
85°	78.4	61.0	50.4	39.8	31.4	23.0	23.0	22.7	24.0	25.2	24.0
87.5°	33.9	21.5	18.4	14.9	8.4	1.6	1.9	1.9	2.5	3.1	2.8
90°	0.0	0.0	0.0	0.0	0.0	0.0	0.0	0.0	0.0	0.0	0.0
92.5°	0.0	0.0	0.0	0.0	0.0	0.0	0.0	0.0	0.0	0.0	0.0
95°	0.0	0.0	0.0	0.0	0.0	0.0	0.0	0.0	0.0	0.0	0.0
97.5°	0.0	0.0	0.0	0.0	0.0	0.0	0.0	0.0	0.0	0.0	0.0
100°	0.0	0.0	0.0	0.0	0.0	0.0	0.0	0.0	0.0	0.0	0.0
102.5°	0.0	0.0	0.0	0.0	0.0	0.0	0.0	0.0	0.0	0.0	0.0
105°	0.0	0.0	0.0	0.0	0.0	0.0	0.0	0.0	0.0	0.0	0.0
107.5°	0.0	0.0	0.0	0.0	0.0	0.0	0.0	0.0	0.0	0.0	0.0



REPORT NUMBER: P386363  
 CATALOG NUMBER: GWC-SA2A-730-U-SLL

**CANDELA DISTRIBUTION (continued):**

	110°	115°	120°	125°	130°	135°	140°	145°	150°	155°	160°
112.5°	0.0	0.0	0.0	0.0	0.0	0.0	0.0	0.0	0.0	0.0	0.0
115°	0.0	0.0	0.0	0.0	0.0	0.0	0.0	0.0	0.0	0.0	0.0
117.5°	0.0	0.0	0.0	0.0	0.0	0.0	0.0	0.0	0.0	0.0	0.0
120°	0.0	0.0	0.0	0.0	0.0	0.0	0.0	0.0	0.0	0.0	0.0
122.5°	0.0	0.0	0.0	0.0	0.0	0.0	0.0	0.0	0.0	0.0	0.0
125°	0.0	0.0	0.0	0.0	0.0	0.0	0.0	0.0	0.0	0.0	0.0
127.5°	0.0	0.0	0.0	0.0	0.0	0.0	0.0	0.0	0.0	0.0	0.0
130°	0.0	0.0	0.0	0.0	0.0	0.0	0.0	0.0	0.0	0.0	0.0
132.5°	0.0	0.0	0.0	0.0	0.0	0.0	0.0	0.0	0.0	0.0	0.0
135°	0.0	0.0	0.0	0.0	0.0	0.0	0.0	0.0	0.0	0.0	0.0
137.5°	0.0	0.0	0.0	0.0	0.0	0.0	0.0	0.0	0.0	0.0	0.0
140°	0.0	0.0	0.0	0.0	0.0	0.0	0.0	0.0	0.0	0.0	0.0
142.5°	0.0	0.0	0.0	0.0	0.0	0.0	0.0	0.0	0.0	0.0	0.0
145°	0.0	0.0	0.0	0.0	0.0	0.0	0.0	0.0	0.0	0.0	0.0
147.5°	0.0	0.0	0.0	0.0	0.0	0.0	0.0	0.0	0.0	0.0	0.0
150°	0.0	0.0	0.0	0.0	0.0	0.0	0.0	0.0	0.0	0.0	0.0
152.5°	0.0	0.0	0.0	0.0	0.0	0.0	0.0	0.0	0.0	0.0	0.0
155°	0.0	0.0	0.0	0.0	0.0	0.0	0.0	0.0	0.0	0.0	0.0
157.5°	0.0	0.0	0.0	0.0	0.0	0.0	0.0	0.0	0.0	0.0	0.0
160°	0.0	0.0	0.0	0.0	0.0	0.0	0.0	0.0	0.0	0.0	0.0
162.5°	0.0	0.0	0.0	0.0	0.0	0.0	0.0	0.0	0.0	0.0	0.0
165°	0.0	0.0	0.0	0.0	0.0	0.0	0.0	0.0	0.0	0.0	0.0
167.5°	0.0	0.0	0.0	0.0	0.0	0.0	0.0	0.0	0.0	0.0	0.0
170°	0.0	0.0	0.0	0.0	0.0	0.0	0.0	0.0	0.0	0.0	0.0
172.5°	0.0	0.0	0.0	0.0	0.0	0.0	0.0	0.0	0.0	0.0	0.0
175°	0.0	0.0	0.0	0.0	0.0	0.0	0.0	0.0	0.0	0.0	0.0
177.5°	0.0	0.0	0.0	0.0	0.0	0.0	0.0	0.0	0.0	0.0	0.0
180°	0.0	0.0	0.0	0.0	0.0	0.0	0.0	0.0	0.0	0.0	0.0



REPORT NUMBER: P386363

CATALOG NUMBER: GWC-SA2A-730-U-SLL

**CANDELA DISTRIBUTION (continued):**

	165°	170°	175°	180°	185°	190°	195°	200°	205°	210°	215°
0°	2371.4	2371.4	2371.4	2371.4	2371.4	2371.4	2371.4	2371.4	2371.4	2371.4	2371.4
2.5°	2143.9	2121.2	2098.2	2073.0	2077.6	2058.4	2039.1	2026.9	2014.8	2011.0	2007.3
5°	1732.5	1706.7	1680.5	1657.2	1677.4	1663.7	1650.0	1648.2	1646.0	1646.0	1645.7
7.5°	1281.9	1254.2	1226.2	1206.9	1226.8	1224.3	1221.8	1235.2	1248.6	1259.5	1270.1
10°	1041.6	1008.0	974.1	945.5	940.5	926.2	911.5	914.7	917.5	929.3	941.1
12.5°	905.3	865.2	825.0	791.4	776.2	752.5	728.5	713.6	698.7	700.2	701.5
15°	750.0	711.1	671.9	643.0	633.3	615.0	596.6	577.9	558.9	551.2	543.1
17.5°	573.6	542.4	511.0	491.7	491.7	486.4	481.1	471.8	462.1	454.4	446.3
20°	420.4	404.0	387.1	379.1	381.5	381.9	381.9	386.5	391.2	388.7	386.2
22.5°	347.9	342.0	336.1	332.7	333.9	334.2	334.6	338.9	343.0	346.1	348.9
25°	314.0	310.3	306.5	305.3	308.1	308.4	308.4	311.2	314.0	317.1	320.2
27.5°	287.6	286.0	284.4	282.3	285.1	285.1	284.8	287.9	290.7	293.5	296.0
30°	262.4	263.0	263.3	262.7	264.5	265.8	266.7	268.9	270.8	272.9	275.1
32.5°	244.6	243.7	242.7	242.1	246.2	248.3	250.5	252.7	254.6	255.5	256.4
35°	227.5	225.3	223.1	221.6	225.3	228.1	230.9	235.0	238.7	239.3	239.9
37.5°	216.0	213.2	210.4	208.5	210.1	211.3	212.6	216.9	221.3	223.8	225.9
40°	205.1	202.3	199.5	197.9	198.9	199.2	199.5	201.7	203.5	208.2	212.6
42.5°	196.4	193.0	189.5	187.7	188.3	188.9	189.2	188.9	188.6	193.0	197.3
45°	187.7	183.9	180.2	178.0	178.3	178.3	178.3	177.7	176.8	178.9	181.1
47.5°	180.8	176.5	172.1	169.9	169.3	168.7	168.1	167.7	167.1	168.7	169.9
50°	174.0	169.3	164.3	161.8	160.3	159.7	159.0	158.7	158.1	159.7	160.9
52.5°	168.7	163.1	157.5	153.4	151.9	150.9	150.0	150.3	150.3	150.9	151.2
55°	159.3	154.4	149.1	146.3	143.5	142.8	142.2	143.2	143.8	143.8	143.8
57.5°	149.1	144.4	139.4	137.6	135.1	135.1	134.8	136.0	136.9	137.6	138.2
60°	140.0	134.8	129.5	127.9	127.0	126.7	126.4	127.9	129.2	130.4	131.6
62.5°	131.6	126.0	120.4	118.6	118.3	118.6	118.6	120.1	121.4	122.6	123.9
65°	122.3	116.7	110.8	108.9	109.5	110.5	111.4	112.7	113.6	114.8	116.1
67.5°	112.0	107.4	102.4	100.5	100.8	102.1	103.3	104.3	104.9	106.1	107.4
70°	100.8	96.8	92.7	91.5	91.2	92.7	94.0	94.6	95.2	96.8	98.0
72.5°	88.7	85.3	81.8	80.9	81.2	82.2	83.1	84.0	84.6	86.2	87.5
75°	76.2	73.1	70.0	69.4	70.0	71.0	71.9	72.5	73.1	75.0	76.6
77.5°	64.1	60.7	57.0	56.6	57.6	58.5	59.1	60.1	61.0	63.5	66.0
80°	51.3	47.6	43.6	43.3	44.2	45.1	46.1	47.0	47.9	51.0	53.8
82.5°	37.7	33.3	28.9	28.3	31.4	32.4	33.3	34.9	36.1	38.9	41.7
85°	22.7	18.4	14.0	13.7	16.5	18.1	19.6	21.5	23.0	25.5	28.0
87.5°	2.5	1.2	0.0	0.0	0.3	1.6	2.8	4.4	5.9	8.4	10.6
90°	0.0	0.0	0.0	0.0	0.0	0.0	0.0	0.0	0.0	0.0	0.0
92.5°	0.0	0.0	0.0	0.0	0.0	0.0	0.0	0.0	0.0	0.0	0.0
95°	0.0	0.0	0.0	0.0	0.0	0.0	0.0	0.0	0.0	0.0	0.0
97.5°	0.0	0.0	0.0	0.0	0.0	0.0	0.0	0.0	0.0	0.0	0.0
100°	0.0	0.0	0.0	0.0	0.0	0.0	0.0	0.0	0.0	0.0	0.0
102.5°	0.0	0.0	0.0	0.0	0.0	0.0	0.0	0.0	0.0	0.0	0.0
105°	0.0	0.0	0.0	0.0	0.0	0.0	0.0	0.0	0.0	0.0	0.0
107.5°	0.0	0.0	0.0	0.0	0.0	0.0	0.0	0.0	0.0	0.0	0.0



REPORT NUMBER: P386363

CATALOG NUMBER: GWC-SA2A-730-U-SLL

**CANDELA DISTRIBUTION (continued):**

	165°	170°	175°	180°	185°	190°	195°	200°	205°	210°	215°
112.5°	0.0	0.0	0.0	0.0	0.0	0.0	0.0	0.0	0.0	0.0	0.0
115°	0.0	0.0	0.0	0.0	0.0	0.0	0.0	0.0	0.0	0.0	0.0
117.5°	0.0	0.0	0.0	0.0	0.0	0.0	0.0	0.0	0.0	0.0	0.0
120°	0.0	0.0	0.0	0.0	0.0	0.0	0.0	0.0	0.0	0.0	0.0
122.5°	0.0	0.0	0.0	0.0	0.0	0.0	0.0	0.0	0.0	0.0	0.0
125°	0.0	0.0	0.0	0.0	0.0	0.0	0.0	0.0	0.0	0.0	0.0
127.5°	0.0	0.0	0.0	0.0	0.0	0.0	0.0	0.0	0.0	0.0	0.0
130°	0.0	0.0	0.0	0.0	0.0	0.0	0.0	0.0	0.0	0.0	0.0
132.5°	0.0	0.0	0.0	0.0	0.0	0.0	0.0	0.0	0.0	0.0	0.0
135°	0.0	0.0	0.0	0.0	0.0	0.0	0.0	0.0	0.0	0.0	0.0
137.5°	0.0	0.0	0.0	0.0	0.0	0.0	0.0	0.0	0.0	0.0	0.0
140°	0.0	0.0	0.0	0.0	0.0	0.0	0.0	0.0	0.0	0.0	0.0
142.5°	0.0	0.0	0.0	0.0	0.0	0.0	0.0	0.0	0.0	0.0	0.0
145°	0.0	0.0	0.0	0.0	0.0	0.0	0.0	0.0	0.0	0.0	0.0
147.5°	0.0	0.0	0.0	0.0	0.0	0.0	0.0	0.0	0.0	0.0	0.0
150°	0.0	0.0	0.0	0.0	0.0	0.0	0.0	0.0	0.0	0.0	0.0
152.5°	0.0	0.0	0.0	0.0	0.0	0.0	0.0	0.0	0.0	0.0	0.0
155°	0.0	0.0	0.0	0.0	0.0	0.0	0.0	0.0	0.0	0.0	0.0
157.5°	0.0	0.0	0.0	0.0	0.0	0.0	0.0	0.0	0.0	0.0	0.0
160°	0.0	0.0	0.0	0.0	0.0	0.0	0.0	0.0	0.0	0.0	0.0
162.5°	0.0	0.0	0.0	0.0	0.0	0.0	0.0	0.0	0.0	0.0	0.0
165°	0.0	0.0	0.0	0.0	0.0	0.0	0.0	0.0	0.0	0.0	0.0
167.5°	0.0	0.0	0.0	0.0	0.0	0.0	0.0	0.0	0.0	0.0	0.0
170°	0.0	0.0	0.0	0.0	0.0	0.0	0.0	0.0	0.0	0.0	0.0
172.5°	0.0	0.0	0.0	0.0	0.0	0.0	0.0	0.0	0.0	0.0	0.0
175°	0.0	0.0	0.0	0.0	0.0	0.0	0.0	0.0	0.0	0.0	0.0
177.5°	0.0	0.0	0.0	0.0	0.0	0.0	0.0	0.0	0.0	0.0	0.0
180°	0.0	0.0	0.0	0.0	0.0	0.0	0.0	0.0	0.0	0.0	0.0



REPORT NUMBER: P386363

CATALOG NUMBER: GWC-SA2A-730-U-SLL

**CANDELA DISTRIBUTION (continued):**

	220°	225°	230°	235°	240°	245°	250°	255°	260°	265°	270°
0°	2371.4	2371.4	2371.4	2371.4	2371.4	2371.4	2371.4	2371.4	2371.4	2371.4	2371.4
2.5°	1993.6	1979.6	1993.9	2007.9	2013.8	2019.8	2004.5	1989.0	2013.2	2037.2	2043.4
5°	1633.2	1620.5	1630.1	1639.5	1618.6	1597.8	1595.6	1593.1	1611.1	1629.2	1632.0
7.5°	1266.0	1262.0	1271.0	1280.0	1253.6	1226.8	1213.7	1200.7	1205.0	1209.4	1208.7
10°	943.9	946.4	957.6	968.5	948.0	927.4	918.4	909.4	919.3	929.0	938.0
12.5°	707.1	712.4	724.2	735.7	727.3	718.6	719.5	720.5	732.0	743.2	753.1
15°	549.3	555.5	563.9	572.0	572.3	572.3	580.4	588.2	587.3	586.3	593.2
17.5°	454.7	462.8	463.7	464.6	465.0	465.3	464.6	464.0	459.3	454.7	460.0
20°	389.3	392.1	394.6	396.8	394.0	390.9	383.1	375.3	372.2	369.1	374.1
22.5°	354.2	359.1	356.6	353.8	348.2	342.3	336.4	330.2	329.9	329.3	332.1
25°	324.6	328.6	324.3	319.9	315.9	311.8	307.8	303.7	303.4	303.1	304.4
27.5°	300.0	303.7	299.7	295.7	292.2	288.8	285.7	282.6	282.0	281.3	281.6
30°	278.8	282.3	278.8	275.1	272.6	269.8	267.6	265.5	265.2	264.8	264.8
32.5°	259.9	263.3	260.8	258.3	256.1	253.9	252.4	250.8	249.3	247.7	244.3
35°	243.4	246.8	245.2	243.4	240.9	238.4	235.6	232.5	228.4	224.1	222.2
37.5°	229.4	232.8	231.2	229.7	226.3	222.8	217.8	212.6	211.3	209.8	209.4
40°	218.2	223.4	220.3	216.9	211.6	206.3	203.8	201.4	200.7	200.1	199.5
42.5°	205.7	213.8	208.2	202.6	197.6	192.6	192.0	191.4	191.1	190.8	190.8
45°	190.2	198.9	193.3	187.3	184.5	181.7	181.7	181.7	182.1	182.1	182.7
47.5°	175.5	180.8	178.0	175.2	173.7	172.1	172.4	172.7	173.7	174.3	175.8
50°	163.1	164.9	165.6	165.9	164.9	164.0	164.6	164.9	165.9	166.5	167.7
52.5°	154.0	156.9	156.9	156.5	156.5	156.5	157.2	157.8	158.7	159.7	160.9
55°	148.1	152.2	150.9	149.7	150.0	150.0	150.6	151.2	152.2	152.8	154.7
57.5°	142.5	146.9	145.6	144.4	144.4	144.4	144.7	145.0	146.0	146.6	147.8
60°	136.0	140.4	139.1	137.6	137.9	138.2	138.5	138.5	139.1	139.4	139.4
62.5°	128.2	132.6	131.3	129.8	130.7	131.3	131.3	131.3	132.0	132.3	131.3
65°	120.1	124.2	122.9	121.7	122.9	123.9	124.5	124.8	124.5	124.2	123.2
67.5°	111.4	115.5	114.2	112.7	114.2	115.5	116.7	117.6	116.7	115.8	114.5
70°	102.1	106.1	104.6	103.0	104.6	106.1	107.4	108.6	107.4	106.1	105.8
72.5°	92.1	96.8	94.9	93.1	94.9	96.8	97.4	98.0	97.1	96.2	95.5
75°	81.2	85.9	84.3	82.5	84.0	85.6	85.9	86.2	86.2	85.9	84.0
77.5°	69.7	73.4	72.5	71.6	72.5	73.4	73.4	73.4	73.8	73.8	71.3
80°	56.0	58.2	58.5	58.8	59.1	59.4	59.1	58.8	58.2	57.6	56.0
82.5°	41.7	41.7	44.2	46.4	46.4	46.1	45.7	45.1	43.9	42.3	38.9
85°	26.5	24.9	28.9	32.7	32.7	32.4	31.7	30.8	28.3	25.5	22.7
87.5°	9.0	7.5	11.5	15.6	15.9	15.9	15.2	14.6	12.1	9.3	7.2
90°	0.0	0.0	0.0	0.0	0.0	0.0	0.0	0.0	0.0	0.0	0.0
92.5°	0.0	0.0	0.0	0.0	0.0	0.0	0.0	0.0	0.0	0.0	0.0
95°	0.0	0.0	0.0	0.0	0.0	0.0	0.0	0.0	0.0	0.0	0.0
97.5°	0.0	0.0	0.0	0.0	0.0	0.0	0.0	0.0	0.0	0.0	0.0
100°	0.0	0.0	0.0	0.0	0.0	0.0	0.0	0.0	0.0	0.0	0.0
102.5°	0.0	0.0	0.0	0.0	0.0	0.0	0.0	0.0	0.0	0.0	0.0
105°	0.0	0.0	0.0	0.0	0.0	0.0	0.0	0.0	0.0	0.0	0.0
107.5°	0.0	0.0	0.0	0.0	0.0	0.0	0.0	0.0	0.0	0.0	0.0



REPORT NUMBER: P386363  
 CATALOG NUMBER: GWC-SA2A-730-U-SLL

**CANDELA DISTRIBUTION (continued):**

	220°	225°	230°	235°	240°	245°	250°	255°	260°	265°	270°
112.5°	0.0	0.0	0.0	0.0	0.0	0.0	0.0	0.0	0.0	0.0	0.0
115°	0.0	0.0	0.0	0.0	0.0	0.0	0.0	0.0	0.0	0.0	0.0
117.5°	0.0	0.0	0.0	0.0	0.0	0.0	0.0	0.0	0.0	0.0	0.0
120°	0.0	0.0	0.0	0.0	0.0	0.0	0.0	0.0	0.0	0.0	0.0
122.5°	0.0	0.0	0.0	0.0	0.0	0.0	0.0	0.0	0.0	0.0	0.0
125°	0.0	0.0	0.0	0.0	0.0	0.0	0.0	0.0	0.0	0.0	0.0
127.5°	0.0	0.0	0.0	0.0	0.0	0.0	0.0	0.0	0.0	0.0	0.0
130°	0.0	0.0	0.0	0.0	0.0	0.0	0.0	0.0	0.0	0.0	0.0
132.5°	0.0	0.0	0.0	0.0	0.0	0.0	0.0	0.0	0.0	0.0	0.0
135°	0.0	0.0	0.0	0.0	0.0	0.0	0.0	0.0	0.0	0.0	0.0
137.5°	0.0	0.0	0.0	0.0	0.0	0.0	0.0	0.0	0.0	0.0	0.0
140°	0.0	0.0	0.0	0.0	0.0	0.0	0.0	0.0	0.0	0.0	0.0
142.5°	0.0	0.0	0.0	0.0	0.0	0.0	0.0	0.0	0.0	0.0	0.0
145°	0.0	0.0	0.0	0.0	0.0	0.0	0.0	0.0	0.0	0.0	0.0
147.5°	0.0	0.0	0.0	0.0	0.0	0.0	0.0	0.0	0.0	0.0	0.0
150°	0.0	0.0	0.0	0.0	0.0	0.0	0.0	0.0	0.0	0.0	0.0
152.5°	0.0	0.0	0.0	0.0	0.0	0.0	0.0	0.0	0.0	0.0	0.0
155°	0.0	0.0	0.0	0.0	0.0	0.0	0.0	0.0	0.0	0.0	0.0
157.5°	0.0	0.0	0.0	0.0	0.0	0.0	0.0	0.0	0.0	0.0	0.0
160°	0.0	0.0	0.0	0.0	0.0	0.0	0.0	0.0	0.0	0.0	0.0
162.5°	0.0	0.0	0.0	0.0	0.0	0.0	0.0	0.0	0.0	0.0	0.0
165°	0.0	0.0	0.0	0.0	0.0	0.0	0.0	0.0	0.0	0.0	0.0
167.5°	0.0	0.0	0.0	0.0	0.0	0.0	0.0	0.0	0.0	0.0	0.0
170°	0.0	0.0	0.0	0.0	0.0	0.0	0.0	0.0	0.0	0.0	0.0
172.5°	0.0	0.0	0.0	0.0	0.0	0.0	0.0	0.0	0.0	0.0	0.0
175°	0.0	0.0	0.0	0.0	0.0	0.0	0.0	0.0	0.0	0.0	0.0
177.5°	0.0	0.0	0.0	0.0	0.0	0.0	0.0	0.0	0.0	0.0	0.0
180°	0.0	0.0	0.0	0.0	0.0	0.0	0.0	0.0	0.0	0.0	0.0





REPORT NUMBER: P386363

CATALOG NUMBER: GWC-SA2A-730-U-SLL

**CANDELA DISTRIBUTION (continued):**

	275°	280°	285°	290°	295°	300°	305°	310°	315°	320°	325°
0°	2371.4	2371.4	2371.4	2371.4	2371.4	2371.4	2371.4	2371.4	2371.4	2371.4	2371.4
2.5°	2052.8	2056.8	2060.5	2091.0	2121.2	2156.7	2192.2	2219.2	2246.0	2273.7	2301.4
5°	1641.6	1646.6	1651.6	1688.6	1725.4	1774.8	1824.3	1867.0	1909.6	1959.7	2009.8
7.5°	1216.8	1227.7	1238.3	1277.8	1317.0	1370.3	1423.2	1478.9	1534.3	1599.6	1665.0
10°	955.7	976.3	996.5	1037.0	1077.4	1130.0	1182.3	1240.5	1298.7	1363.1	1427.2
12.5°	773.7	801.1	828.1	876.7	925.2	988.1	1050.7	1115.4	1179.8	1236.4	1293.1
15°	611.2	641.1	670.7	722.0	773.4	842.4	911.2	981.9	1052.2	1120.1	1187.9
17.5°	476.8	501.4	525.6	569.2	612.5	679.4	746.3	820.4	894.4	977.2	1059.7
20°	384.7	394.9	405.2	436.6	467.8	522.2	576.4	652.0	727.6	826.6	925.5
22.5°	337.0	342.3	347.3	362.6	377.5	412.7	447.5	514.4	581.0	689.0	796.7
25°	308.4	312.5	316.5	326.5	336.4	353.2	370.0	417.0	464.0	570.1	676.0
27.5°	282.6	288.8	294.7	299.4	303.7	315.3	326.5	357.3	388.1	487.0	585.7
30°	263.9	266.1	268.3	275.4	282.3	294.1	305.9	327.4	348.9	432.6	516.0
32.5°	242.1	245.2	248.3	255.8	263.3	274.2	285.1	302.5	319.6	391.2	462.5
35°	222.5	225.6	228.7	236.2	243.4	255.2	266.7	281.3	295.7	357.9	420.1
37.5°	210.4	213.5	216.6	223.1	229.4	241.2	252.7	264.2	275.4	333.0	390.6
40°	200.1	203.2	206.3	212.6	218.5	230.0	241.2	250.8	260.5	314.3	368.2
42.5°	191.1	194.5	197.9	204.2	210.1	220.3	230.6	243.4	255.8	298.1	340.2
45°	183.6	187.0	190.2	197.0	203.8	213.8	223.8	241.5	259.2	289.7	320.2
47.5°	176.8	180.5	183.9	191.4	198.9	211.3	223.4	238.4	253.0	283.2	313.4
50°	170.2	174.6	178.9	188.0	196.7	217.5	238.1	240.3	242.1	277.9	313.4
52.5°	164.0	169.0	174.0	185.2	196.1	220.3	244.6	236.8	228.7	268.0	307.2
55°	157.8	162.1	166.2	179.9	193.6	211.3	229.1	218.8	208.2	249.3	290.4
57.5°	149.4	154.0	158.4	173.0	187.7	200.1	212.2	202.9	193.3	228.1	262.7
60°	140.7	146.0	151.2	169.9	188.3	186.1	183.6	181.7	179.6	204.5	229.4
62.5°	132.9	138.5	144.1	168.4	192.6	177.7	162.8	164.3	165.6	183.9	202.3
65°	125.1	130.7	136.0	148.1	160.3	154.4	148.4	150.9	153.1	171.2	189.2
67.5°	116.4	121.4	126.0	130.1	134.1	134.8	135.4	137.9	140.4	161.8	183.0
70°	106.7	110.8	114.8	117.6	120.1	121.4	122.3	125.4	128.5	151.9	175.2
72.5°	95.9	99.3	102.4	104.9	107.4	108.3	108.9	112.0	115.1	140.0	164.9
75°	84.0	86.8	89.3	91.5	93.7	94.9	96.2	98.3	100.5	127.6	154.4
77.5°	71.0	73.8	76.2	78.1	79.7	80.9	81.8	84.6	87.5	110.2	132.6
80°	55.4	58.8	61.9	63.5	64.7	65.0	65.0	67.5	70.0	86.2	102.1
82.5°	39.2	42.9	46.4	47.6	48.9	48.9	48.9	51.7	54.5	65.4	75.9
85°	23.0	27.1	30.8	32.1	33.3	33.9	34.2	35.5	36.4	44.2	51.7
87.5°	7.2	10.6	13.7	14.3	14.9	16.2	17.4	17.7	17.7	23.0	28.3
90°	0.0	0.0	0.0	0.0	0.0	0.0	0.0	0.0	0.0	0.0	0.0
92.5°	0.0	0.0	0.0	0.0	0.0	0.0	0.0	0.0	0.0	0.0	0.0
95°	0.0	0.0	0.0	0.0	0.0	0.0	0.0	0.0	0.0	0.0	0.0
97.5°	0.0	0.0	0.0	0.0	0.0	0.0	0.0	0.0	0.0	0.0	0.0
100°	0.0	0.0	0.0	0.0	0.0	0.0	0.0	0.0	0.0	0.0	0.0
102.5°	0.0	0.0	0.0	0.0	0.0	0.0	0.0	0.0	0.0	0.0	0.0
105°	0.0	0.0	0.0	0.0	0.0	0.0	0.0	0.0	0.0	0.0	0.0
107.5°	0.0	0.0	0.0	0.0	0.0	0.0	0.0	0.0	0.0	0.0	0.0



REPORT NUMBER: P386363  
 CATALOG NUMBER: GWC-SA2A-730-U-SLL

**CANDELA DISTRIBUTION (continued):**

	275°	280°	285°	290°	295°	300°	305°	310°	315°	320°	325°
112.5°	0.0	0.0	0.0	0.0	0.0	0.0	0.0	0.0	0.0	0.0	0.0
115°	0.0	0.0	0.0	0.0	0.0	0.0	0.0	0.0	0.0	0.0	0.0
117.5°	0.0	0.0	0.0	0.0	0.0	0.0	0.0	0.0	0.0	0.0	0.0
120°	0.0	0.0	0.0	0.0	0.0	0.0	0.0	0.0	0.0	0.0	0.0
122.5°	0.0	0.0	0.0	0.0	0.0	0.0	0.0	0.0	0.0	0.0	0.0
125°	0.0	0.0	0.0	0.0	0.0	0.0	0.0	0.0	0.0	0.0	0.0
127.5°	0.0	0.0	0.0	0.0	0.0	0.0	0.0	0.0	0.0	0.0	0.0
130°	0.0	0.0	0.0	0.0	0.0	0.0	0.0	0.0	0.0	0.0	0.0
132.5°	0.0	0.0	0.0	0.0	0.0	0.0	0.0	0.0	0.0	0.0	0.0
135°	0.0	0.0	0.0	0.0	0.0	0.0	0.0	0.0	0.0	0.0	0.0
137.5°	0.0	0.0	0.0	0.0	0.0	0.0	0.0	0.0	0.0	0.0	0.0
140°	0.0	0.0	0.0	0.0	0.0	0.0	0.0	0.0	0.0	0.0	0.0
142.5°	0.0	0.0	0.0	0.0	0.0	0.0	0.0	0.0	0.0	0.0	0.0
145°	0.0	0.0	0.0	0.0	0.0	0.0	0.0	0.0	0.0	0.0	0.0
147.5°	0.0	0.0	0.0	0.0	0.0	0.0	0.0	0.0	0.0	0.0	0.0
150°	0.0	0.0	0.0	0.0	0.0	0.0	0.0	0.0	0.0	0.0	0.0
152.5°	0.0	0.0	0.0	0.0	0.0	0.0	0.0	0.0	0.0	0.0	0.0
155°	0.0	0.0	0.0	0.0	0.0	0.0	0.0	0.0	0.0	0.0	0.0
157.5°	0.0	0.0	0.0	0.0	0.0	0.0	0.0	0.0	0.0	0.0	0.0
160°	0.0	0.0	0.0	0.0	0.0	0.0	0.0	0.0	0.0	0.0	0.0
162.5°	0.0	0.0	0.0	0.0	0.0	0.0	0.0	0.0	0.0	0.0	0.0
165°	0.0	0.0	0.0	0.0	0.0	0.0	0.0	0.0	0.0	0.0	0.0
167.5°	0.0	0.0	0.0	0.0	0.0	0.0	0.0	0.0	0.0	0.0	0.0
170°	0.0	0.0	0.0	0.0	0.0	0.0	0.0	0.0	0.0	0.0	0.0
172.5°	0.0	0.0	0.0	0.0	0.0	0.0	0.0	0.0	0.0	0.0	0.0
175°	0.0	0.0	0.0	0.0	0.0	0.0	0.0	0.0	0.0	0.0	0.0
177.5°	0.0	0.0	0.0	0.0	0.0	0.0	0.0	0.0	0.0	0.0	0.0
180°	0.0	0.0	0.0	0.0	0.0	0.0	0.0	0.0	0.0	0.0	0.0



REPORT NUMBER: P386363  
 CATALOG NUMBER: GWC-SA2A-730-U-SLL

**CANDELA DISTRIBUTION (continued):**

	330°	335°	340°	345°	350°	355°	360°
0°	2371.4	2371.4	2371.4	2371.4	2371.4	2371.4	2371.4
2.5°	2333.2	2364.9	2401.9	2438.7	2470.1	2501.5	2527.7
5°	2073.6	2137.4	2215.5	2293.3	2362.7	2432.1	2512.7
7.5°	1747.5	1829.9	1931.1	2032.2	2130.2	2228.0	2351.8
10°	1511.2	1595.0	1702.0	1808.8	1918.9	2028.8	2168.8
12.5°	1361.2	1429.1	1532.7	1636.4	1765.8	1895.0	2029.7
15°	1262.3	1336.3	1437.2	1538.0	1679.6	1821.2	1976.2
17.5°	1156.8	1253.6	1382.7	1511.9	1679.6	1847.0	2029.7
20°	1046.3	1166.7	1334.2	1501.6	1727.5	1953.2	2186.3
22.5°	936.1	1075.5	1290.3	1504.7	1800.0	2095.1	2409.7
25°	836.8	997.7	1263.5	1529.0	1905.5	2281.8	2672.1
27.5°	761.5	937.1	1252.6	1567.9	2039.4	2510.9	2957.4
30°	694.6	873.3	1239.6	1605.9	2168.2	2730.3	3180.6
32.5°	636.7	811.0	1214.3	1617.4	2258.2	2898.9	3369.5
35°	591.3	762.5	1172.0	1581.6	2314.5	3047.4	3566.2
37.5°	552.1	713.6	1123.8	1534.0	2364.6	3195.2	3787.4
40°	514.7	661.3	1082.4	1503.2	2433.7	3364.2	4021.2
42.5°	479.3	618.4	1049.1	1479.8	2497.8	3515.4	4225.6
45°	452.8	585.4	1019.5	1453.4	2539.2	3625.0	4379.7
47.5°	439.7	565.8	1003.7	1441.2	2580.6	3719.6	4507.6
50°	437.9	562.4	1021.7	1481.1	2670.2	3859.0	4653.9
52.5°	437.6	568.0	1073.7	1579.4	2836.7	4093.7	4812.3
55°	431.0	571.4	1135.6	1699.5	3060.1	4420.4	5097.0
57.5°	411.1	559.6	1199.4	1838.9	3296.4	4753.4	5417.9
60°	380.3	530.9	1252.0	1972.8	3455.1	4937.1	5541.4
62.5°	341.7	480.8	1269.4	2057.7	3450.7	4843.7	5416.9
65°	308.7	428.2	1212.2	1995.8	3276.1	4556.1	5170.8
67.5°	279.5	375.6	1069.0	1762.1	2962.1	4161.8	4857.7
70°	258.3	341.1	884.5	1427.8	2569.1	3710.0	4495.1
72.5°	244.9	324.6	721.1	1117.2	2084.8	3052.1	3845.0
75°	226.6	298.8	565.8	832.5	1595.6	2358.7	2904.2
77.5°	192.3	251.8	426.4	600.9	1170.8	1740.3	2019.8
80°	148.4	194.5	293.2	391.8	805.7	1219.6	1377.1
82.5°	105.8	135.7	177.7	219.7	535.3	850.5	863.6
85°	65.4	79.0	101.8	124.5	354.2	583.8	486.4
87.5°	35.2	42.0	53.8	65.4	113.3	161.2	92.7
90°	0.0	0.0	0.0	0.0	0.0	0.0	0.0
92.5°	0.0	0.0	0.0	0.0	0.0	0.0	0.0
95°	0.0	0.0	0.0	0.0	0.0	0.0	0.0
97.5°	0.0	0.0	0.0	0.0	0.0	0.0	0.0
100°	0.0	0.0	0.0	0.0	0.0	0.0	0.0
102.5°	0.0	0.0	0.0	0.0	0.0	0.0	0.0
105°	0.0	0.0	0.0	0.0	0.0	0.0	0.0
107.5°	0.0	0.0	0.0	0.0	0.0	0.0	0.0



REPORT NUMBER: P386363  
 CATALOG NUMBER: GWC-SA2A-730-U-SLL

**CANDELA DISTRIBUTION (continued):**

	330°	335°	340°	345°	350°	355°	360°
112.5°	0.0	0.0	0.0	0.0	0.0	0.0	0.0
115°	0.0	0.0	0.0	0.0	0.0	0.0	0.0
117.5°	0.0	0.0	0.0	0.0	0.0	0.0	0.0
120°	0.0	0.0	0.0	0.0	0.0	0.0	0.0
122.5°	0.0	0.0	0.0	0.0	0.0	0.0	0.0
125°	0.0	0.0	0.0	0.0	0.0	0.0	0.0
127.5°	0.0	0.0	0.0	0.0	0.0	0.0	0.0
130°	0.0	0.0	0.0	0.0	0.0	0.0	0.0
132.5°	0.0	0.0	0.0	0.0	0.0	0.0	0.0
135°	0.0	0.0	0.0	0.0	0.0	0.0	0.0
137.5°	0.0	0.0	0.0	0.0	0.0	0.0	0.0
140°	0.0	0.0	0.0	0.0	0.0	0.0	0.0
142.5°	0.0	0.0	0.0	0.0	0.0	0.0	0.0
145°	0.0	0.0	0.0	0.0	0.0	0.0	0.0
147.5°	0.0	0.0	0.0	0.0	0.0	0.0	0.0
150°	0.0	0.0	0.0	0.0	0.0	0.0	0.0
152.5°	0.0	0.0	0.0	0.0	0.0	0.0	0.0
155°	0.0	0.0	0.0	0.0	0.0	0.0	0.0
157.5°	0.0	0.0	0.0	0.0	0.0	0.0	0.0
160°	0.0	0.0	0.0	0.0	0.0	0.0	0.0
162.5°	0.0	0.0	0.0	0.0	0.0	0.0	0.0
165°	0.0	0.0	0.0	0.0	0.0	0.0	0.0
167.5°	0.0	0.0	0.0	0.0	0.0	0.0	0.0
170°	0.0	0.0	0.0	0.0	0.0	0.0	0.0
172.5°	0.0	0.0	0.0	0.0	0.0	0.0	0.0
175°	0.0	0.0	0.0	0.0	0.0	0.0	0.0
177.5°	0.0	0.0	0.0	0.0	0.0	0.0	0.0
180°	0.0	0.0	0.0	0.0	0.0	0.0	0.0

Signify Classified - Internal  
Cooper Lighting Solutions Photometric Lab  
1121 Highway 74 South  
Peachtree City, GA 30269

Scaled Data Report



Report Generated By 670245982

Signify Classified - Internal  
Cooper Lighting Solutions Photometric Lab  
1121 Highway 74 South  
Peachtree City, GA 30269

Scaled Data Report



Signify Classified - Internal  
Cooper Lighting Solutions Photometric Lab  
1121 Highway 74 South  
Peachtree City, GA 30269

Scaled Data Report



Signify Classified - Internal  
Cooper Lighting Solutions Photometric Lab  
1121 Highway 74 South  
Peachtree City, GA 30269

Scaled Data Report







--- HS    — SS



u



110°	0.0	0.0	0.0	0.0	0.0	0.0	0.0	0.0	0.0	0.0	0.0
------	-----	-----	-----	-----	-----	-----	-----	-----	-----	-----	-----

Signify Classified - Internal  
Cooper Lighting Solutions Photometric Lab  
1121 Highway 74 South  
Peachtree City, GA 30269

Scaled Data Report





110°	0.0	0.0	0.0	0.0	0.0	0.0	0.0	0.0	0.0	0.0	0.0
------	-----	-----	-----	-----	-----	-----	-----	-----	-----	-----	-----

Signify Classified - Internal  
Cooper Lighting Solutions Photometric Lab  
1121 Highway 74 South  
Peachtree City, GA 30269

Scaled Data Report





110°	0.0	0.0	0.0	0.0	0.0	0.0	0.0	0.0	0.0	0.0	0.0
------	-----	-----	-----	-----	-----	-----	-----	-----	-----	-----	-----

Signify Classified - Internal  
Cooper Lighting Solutions Photometric Lab  
1121 Highway 74 South  
Peachtree City, GA 30269

Scaled Data Report







110°	0.0	0.0	0.0	0.0	0.0	0.0	0.0	0.0	0.0	0.0	0.0
------	-----	-----	-----	-----	-----	-----	-----	-----	-----	-----	-----

Signify Classified - Internal  
Cooper Lighting Solutions Photometric Lab  
1121 Highway 74 South  
Peachtree City, GA 30269

Scaled Data Report





110°	0.0	0.0	0.0	0.0	0.0	0.0	0.0	0.0	0.0	0.0	0.0
------	-----	-----	-----	-----	-----	-----	-----	-----	-----	-----	-----

Signify Classified - Internal  
Cooper Lighting Solutions Photometric Lab  
1121 Highway 74 South  
Peachtree City, GA 30269

Scaled Data Report





110°	0.0	0.0	0.0	0.0	0.0	0.0	0.0	0.0	0.0	0.0	0.0
------	-----	-----	-----	-----	-----	-----	-----	-----	-----	-----	-----

Signify Classified - Internal  
Cooper Lighting Solutions Photometric Lab  
1121 Highway 74 South  
Peachtree City, GA 30269

Scaled Data Report





110°	0.0	0.0	0.0	0.0	0.0	0.0	0.0
------	-----	-----	-----	-----	-----	-----	-----

Signify Classified - Internal  
Cooper Lighting Solutions Photometric Lab  
1121 Highway 74 South  
Peachtree City, GA 30269

Scaled Data Report



(END OF REPORT)